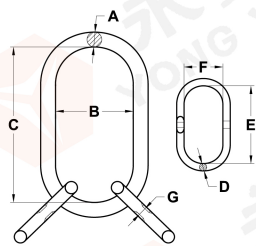


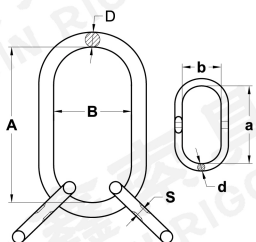
## US TYPE MASTER LINK ASSEMBLY A345


**YXR1022**

ITEM NO.	SIZE		WEIGHT EACH (KG)	WORKING LOAD LIMIT BASED ON 5:1 DESIGN FACTOR (LBS.)	PROOF LOAD (LBS.)	DIMENSIONS (IN.)						
	(IN)	(MM)				A	B	C	D	E	F	G
YXR1022-01	3/4	19	1.59	12300	28400	0.73	3.20	6.00	0.56	3.35	1.77	0.30
YXR1022-02	7/8	22	2.18	15200	35200	0.88	3.75	6.38	0.56	3.35	1.77	0.30
YXR1022-03	1	26	4.22	26000	60000	1.10	4.30	7.50	0.75	3.94	2.36	0.33
YXR1022-04	1-1/4	32	7.17	39100	90400	1.33	5.50	9.50	1.00	6.30	3.54	0.51
YXR1022-05	1-1/2	38	15.47	61000	141200	1.61	5.90	10.50	1.25	7.09	3.94	0.65
YXR1022-06	1-3/4	44	20.9	84900	212250	1.75	6.00	12.00	1.38	8.00	5.00	0.73
YXR1022-07	2	51	30.4	102600	256500	2.00	7.00	14.00	1.50	9.00	5.75	-
YXR1022-08	2-1/2	64	93.4	160000	320000	2.50	8.38	16.00	2.50	16.00	8.38	-
YXR1022-09	2-3/4	70	128	216900	433800	2.75	9.88	18.00	2.75	18.00	9.88	-
YXR1022-10	4	102	303	373000	746000	4.00	12.00	24.00	3.50	24.00	12.00	-

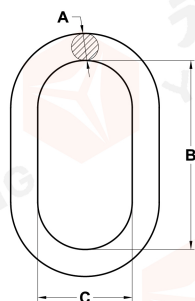
- ◆ Standard: EN1677-4 (Supersedes DIN5688-3)
- ◆ Ultimate Load at 4 Times the Working Load Limit.

## EUROPEAN TYPE G80 MASTER LINK ASSEMBLY


**YXR1023**

ITEM NO.	SIZE	G80 EN818-2 CHAIN		WLL (T)	DIMENSIONS (MM)					
		FOR 3 OR 4 LEG SLING (MM)			A	B	D	A	B	D
YXR1023-01	6-8	6	1.18	2.36	135	75	18	54	25	13
YXR1023-02	7-8	7	1.24	3.15	135	75	18	60	38	13
YXR1023-03	8-8	8	2.2	4.25	160	90	22	70	34	16
YXR1023-04	10-8	10	3.4	6.7	180	100	26	85	40	18
YXR1023-05	13-8	13	6.1	11.2	200	110	32	115	50	22
YXR1023-06	16-8	16	9.98	17	260	140	36	140	65	26
YXR1023-07	18-8	18	18.9	21.2	340	180	45	180	100	32
YXR1023-08	20-8	20	22.6	26.5	350	190	50	180	100	32
YXR1023-09	22-8	22	25.2	31.5	350	190	50	180	100	36
YXR1023-10	26-8	26	35.2	45	400	200	56	180	100	40
YXR1023-11	28-8	28	47	50	430	220	63	180	100	45
YXR1023-12	32-8	32	66.46	63	460	250	72	200	110	50

- ◆ Ultimate Load at 4 Times the Working Load Limit.


**YXR1024**

## FORGED STAINLESS STEEL MASTER LINK

ITEM NO.	SIZE (IN.)	WLL (LBS.)	WEIGHT (LBS.)	DIMENSIONS (IN.)		
				A	B	C
YXR1024-01	3/8	1500	0.35	3/8	3.00	1.50
YXR1024-02	1/2	2000	0.84	1/2	5.00	2.50
YXR1024-03	5/8	2800	1.61	5/8	6.00	3.00
YXR1024-04	3/4	3750	2.26	3/4	6.50	3.25
YXR1024-05	1	8000	4.94	1	7.00	3.50
YXR1024-06	1-1/4	11800	9.55	1-1/4	8.75	4.38

- ◆ Ultimate Load at 4 Times the Working Load Limit.